


















## 1964 Presidential General Election Results

Note: The Google advertisement links below may advocate political positions that this site does not endorse.

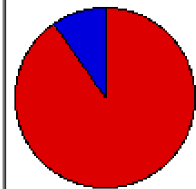
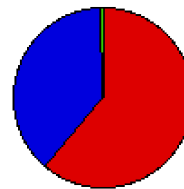
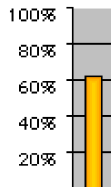
	Presidential Candidate	Vice Presidential Candidate	Political Party	Popular Vote		Electoral Vote	
	Lyndon Johnson	Hubert Humphrey	Democratic	43,129,040	61.05%	486	90.3%
	Barry Goldwater	William Miller	Republican	27,175,754	38.47%	52	9.7%
	Unpledged Elector	-	-	210,732	0.30%	0	0.0%
	Eric Hass	Henning Blomen	Socialist Labor	45,189	0.06%	0	0.0%
	Clifton DeBerry	Edward Shaw	Socialist Workers	32,706	0.05%	0	0.0%
	E. Harold Munn	Mark Shaw	Prohibition	23,267	0.03%	0	0.0%
	Write-in	-	-	12,818	0.02%	0	0.0%
	John Kasper	Jesse Stoner	National State's Rights	6,953	0.01%	0	0.0%
	Joseph Lightburn	Theodore Billings	Constitution	5,061	0.01%	0	0.0%
	Kirby Hensley	John Hopkins	Universal	19	0.00%	0	0.0%
	Total			70,641,539		538	



### Map Key

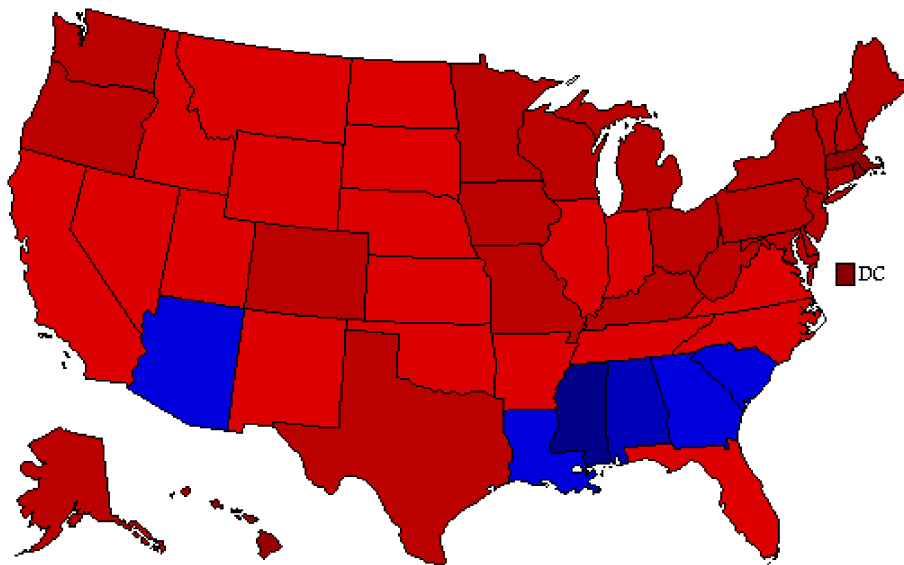
> 50%		
> 60%		
> 70%		-
> 80%		

### Turnout



### Maps

- [Elect Vote](#)
- [Counties](#)
- [%VAP M](#)
- [%Reg M](#)
- [Home St.](#)
- [Democrat](#)
- [Republican](#)
- [Unpledged](#)
- [Swing](#)
- [Trend](#)



### Data and Statistics:

- [Popular Vote State-Level Data \(Table\)](#)
- [Popular Vote State-Level Data \(Graphs\)](#)
- [Voter Turnout State-Level Data](#)
- [Compare National Data by Year \(Table\)](#)
- [Compare National Data by Year \(Graphs\)](#)
- [Compare National Maps by Year](#)